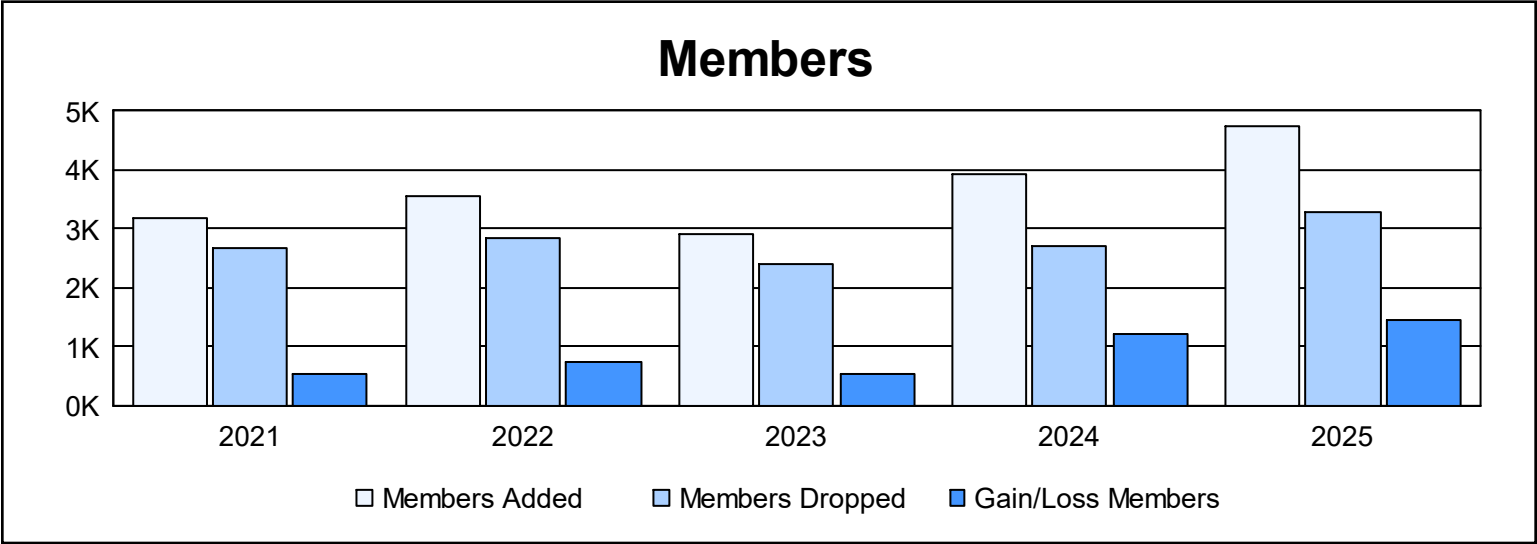
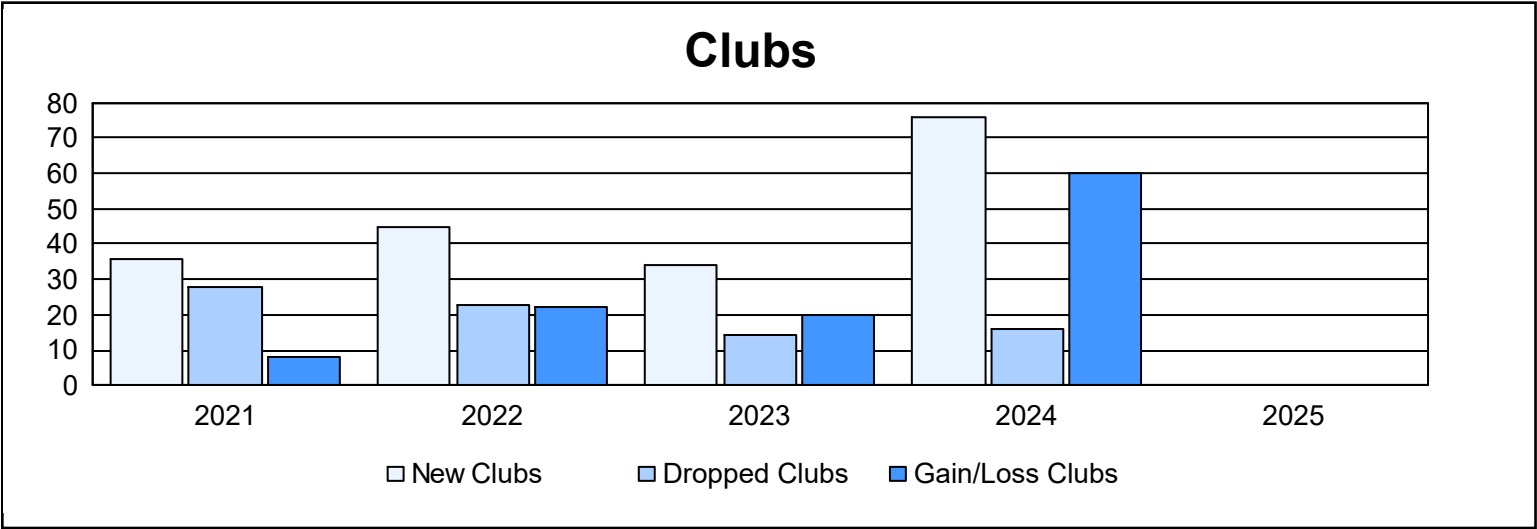
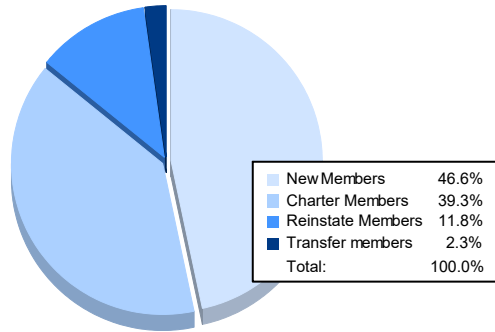


Year	New Clubs	Dropped Clubs	Gain/ Loss Clubs	New Members	Charter Members	Reinstate Members	Transfer Members	Total Member Added	Total Members Dropped	Gain/ Loss Members
2020-2021	36	28	8	1,955	1,037	131	60	3,183	2,659	524
2021-2022	45	23	22	2,163	1,277	72	53	3,565	2,841	724
2022-2023	34	14	20	1,612	1,001	243	59	2,915	2,393	522
2023-2024	76	16	60	1,834	1,815	194	74	3,917	2,699	1,218
2024-2025				2,210	1,860	559	109	4,738	3,276	1,462
Average	48	20	28	1,955	1,398	240	71	3,664	2,774	890



Membership Composition June 2025 Cumulative



Gender Composition June 2025 Cumulative

